

# installation guide

## PREFERRED GEOMETRY AND MINIMUM BEND RADIUS

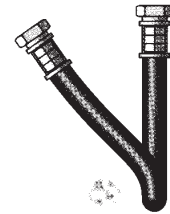

Good and bad installation geometry.

Slack is present on straight lengths, ends are aligned


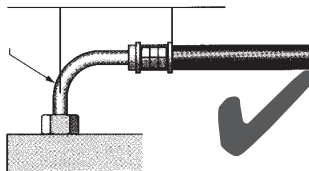


**CORRECT**

**WRONG**




Avoid the bending radius becoming too small by using elbow fittings




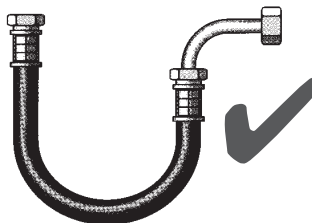
**CORRECT**

**WRONG**

Hose is long enough to allow smooth curve





Don't bend hose too close to crimped end



**CORRECT**



**WRONG**

Observe minimum bend radii



### AVOIDANCE OF TWIST AND STRETCH

Make sure hose is under no strain  
Don't twist hose as this will shorten its life



**CORRECT**

**WRONG**

**HQ HOSES  
MEET  
BSRIA  
BG4-2004  
FLEXIBLE  
HOSE  
STANDARD**

